

1. Information on the occurrence of trends and events in the market environment of the Issuer, which in the Issuer's opinion may have important consequences in the future for the financial condition and results of the Issuer

1.1 Production results of Photon Energy N.V.'s power plants in the reporting period

Unfavorable weather conditions resulted in generation results slightly underperforming in some regions compared to energy audits. The average performance of all power plants in Photon Energy's portfolio came in approximately 1.1% below expectations (-32.2% YTD). For more information, please refer to chapter 2 "Proprietary PV plants".

1.2 Photon Energy and Canadian Solar enter into co-development financing deal for 1.14 GWp Australian pipeline

As a result of its development partner selection process managed by its financial advisor Pottinger, the company has signed an agreement for the joint development of five of its utility scale solar projects with a total capacity of 1.14 GWp in New South Wales, Australia with Canadian Solar, one of the world's largest solar power companies.

Photon Energy's utility scale solar project pipeline, the largest pipeline in Australia, includes the 316 MWp project in Gunning as well as four projects co-developed with a local partner, namely the 178 MWp project in Mumbil, the 165 MWp project in Gunnedah, the 286 MWp project in Suntop and the 196 MWp project in Maryvale, all of which will be further co-developed with Canadian Solar.

Canadian Solar has acquired a 51% shareholding in all five project companies. The equity capital contributed by Canadian Solar is subject to certain development milestones, joint management processes and other terms customary for project co-development and covers the development budgets to bring all five projects to the ready-to-build stage. Post-transaction, Photon Energy NV retains a 49% stake in the Gunning project and 24.99% stakes in the four other projects.

1.3 Photon Energy expands its Hungarian pipeline to 20.6 MWp by adding 13 projects in two locations

After the reporting period, Photon Energy NV announced the expansion of its project pipeline by 5 additional projects in

Fertőd as well as the acquisition of 5 project companies for the construction of 8 PV plants with a total installed capacity of 5.5 MWp near the North-Western Hungarian municipality of Tata. The announced new projects increase Photon Energy's photovoltaic project pipeline in Hungary to 20.6 MWp.

For more information, please refer to chapter 3 "Reporting on Photon Energy's project pipeline".

1.4 Publication of 2017Q4 results

After the reporting period the Company released its report for 2017Q4, announcing more than a doubling in revenues and a 81% consolidated EBITDA increase. For the full year 2017 consolidated revenues increased by 31.9% to EUR 17.258 million, EBITDA improved by 21% to EUR 7.927 million while EBIT jumped by 84% to EUR 2.367 million.

1.5 Reporting on Photon Energy's project pipeline.

As of the reporting date, Photon Energy is developing PV projects in Australia (1,472.6 MWp) and Hungary (20.6 MWp) and is evaluating further markets for opportunities. For detailed information, please refer to chapter 3 "Reporting on Photon Energy's project pipeline".

1.6 Photon Energy commits PLN 4.8 million to the ValueTech Seed Fund.

After the reporting period Photon Energy announced that that it has committed to invest up to PLN 4.8 million (EUR 1.085 million, CZK 29.342 million) as the 80% lead investor in the ValueTech Seed Fund (the "Fund") managed by Valuetech Seed Sp. z o.o. based in Wroclaw, Poland. The Fund has successfully secured a grant (the "Grant") under the grant project BRidge Alfa, Action 1.3.1 of the 2014-2020 Smart Growth Operational Programme, co-financed by the European Regional Development Fund and administered by the Polish National Center for Research and Development (Narodowe Centrum Badań i Rozwoju).

2. Proprietary PV plants

The table below represents power plants owned directly or indirectly by Photon Energy N.V. as of the date of the report.

Table 1. Production results in January 2018

Project name	Capacity	Feed-in-Tariff	Prod. 2018 January	Proj. 2018 January	Perf.	YTD Prod.	YTD Proj.	Perf.	YTD YoY
Unit	kWp	per MWh, applicable in 2018	kWh	kWh	%	kWh	kWh	%	%
Komorovice	2,354	CZK 14,245	51,171	47,418	7.9%	51,171	47,418	7.9%	-6.5%
Zvíkov I	2,031	CZK 14,245	61,565	41,561	48.1%	61,565	41,561	48.1%	-22.1%
Dolní Dvořiště	1,645	CZK 14,245	37,508	34,574	8.5%	37,508	34,574	8.5%	-14.8%
Svatoslav	1,231	CZK 14,245	21,136	25,678	-17.7%	21,136	25,678	-17.7%	7.4%
Slavkov	1,159	CZK 14,245	30,102	24,453	23.1%	30,102	24,453	23.1%	-30.2%
Mostkovice SPV 1	210	CZK 14,245	5,074	6,361	-20.2%	5,074	6,361	-20.2%	-25.2%
Mostkovice SPV 3	926	CZK 15,304	19,844	19,753	0.5%	19,844	19,753	0.5%	-16.1%
Zdice I	1,499	CZK 14,245	40,991	30,481	34.5%	40,991	30,481	34.5%	-24.4%
Zdice II	1,499	CZK 14,245	40,660	30,481	33.4%	40,660	30,481	33.4%	-28.8%
Radvanice	2,305	CZK 14,245	51,954	46,936	10.7%	51,954	46,936	10.7%	-29.6%
Břeclav rooftop	137	CZK 14,245	3,219	4,660	-30.9%	3,219	4,660	-30.9%	-48.4%
Total Czech PP	14,996		363,224	312,357	16.3%	363,224	312,357	16.3%	-21.4%
Babiná II	999	EUR 425.12	16,749	26,170	-36.0%	16,749	26,170	-36.0%	-53.2%
Babina III	999	EUR 425.12	17,079	26,170	-34.7%	17,079	26,170	-34.7%	-56.1%
Prša I.	999	EUR 425.12	28,158	20,498	37.4%	28,158	20,498	37.4%	-32.0%
Blatna	700	EUR 425.12	13,887	21,667	-35.9%	13,887	21,667	-35.9%	-30.5%
Mokra Luka 1	963	EUR 382.61	28,543	33,523	-14.9%	28,543	33,523	-14.9%	-50.2%
Mokra Luka 2	963	EUR 382.61	30,278	33,523	-9.7%	30,278	33,523	-9.7%	-54.1%
Jovice 1	979	EUR 382.61	15,450	19,587	-21.1%	15,450	19,587	-21.1%	10.8%
Jovice 2	979	EUR 382.61	16,210	19,587	-17.2%	16,210	19,587	-17.2%	18.3%
Brestovec	850	EUR 382.61	20,391	26,110	-21.9%	20,391	26,110	-21.9%	-56.6%
Polianka	999	EUR 382.61	15,276	19,987	-23.6%	15,276	19,987	-23.6%	-60.9%
Myjava	999	EUR 382.61	20,457	31,685	-35.4%	20,457	31,685	-35.4%	-47.9%
Total Slovak PP	10,429		222,478	278,507	-20.1%	222,478	278,507	-20.1%	-46.0%
Symonston	144	AUD 301.60	22,190	23,640	-6.1%	22,190	23,640	-6.1%	-1.6%
Total Australian PP	144		22,190	23,640	-6.1%	22,190	23,640	-6.1%	-1.6%
Total	25,569		607,892	614,505	-1.1%	607,892	614,505	-1.1%	-32.2%

Notes:

Capacity: installed capacity of the power plant

Prod.: production in the reporting month

Proj.: projection in the reporting month

Perf.: performance of the power plant in reporting month i.e. (production in Month / projection for Month) - 1.

YTD Prod.: accumulated production year-to-date i.e. from January until the end of the reporting month.

YTD Proj.: accumulated projection year-to-date i.e. from January until the end of the reporting month.

Perf. YTD: performance of the power plant year-to-date i.e. (YTD prod. in 2018 / YTD proj. in 2018) - 1

YoY ratio: (YTD Prod. in 2018 / YTD Prod. in 2017) - 1.

The FIT for the Czech Republic is an indicative figure only. As of 2016 Photon Energy has switched to the "Green Bonus" system, under which energy from our power plants is sold under a different system, at a combined price slightly higher than the FIT.

Chart 1.a Total production of the Czech portfolio

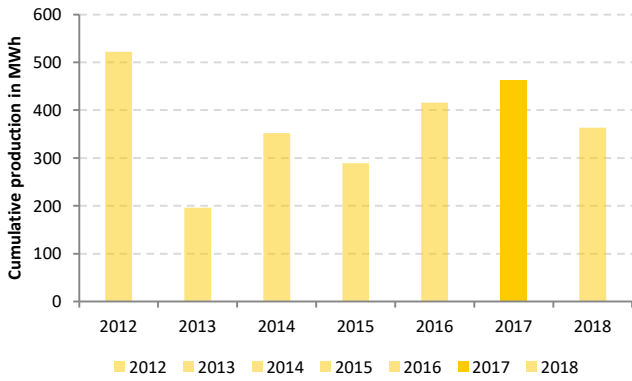


Chart 1.b Total production of the Slovak portfolio

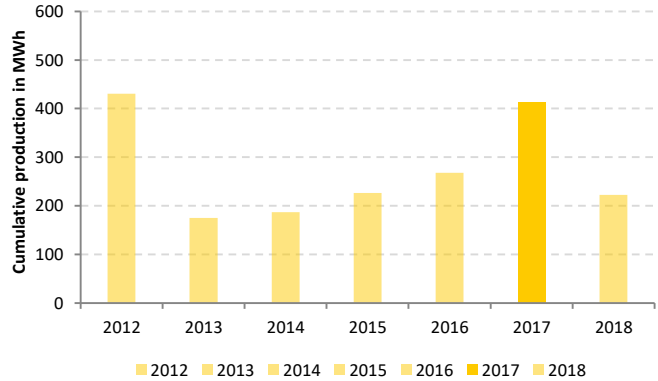


Chart 2. Generation results versus forecast between 1 January 2014 and 31 January 2018

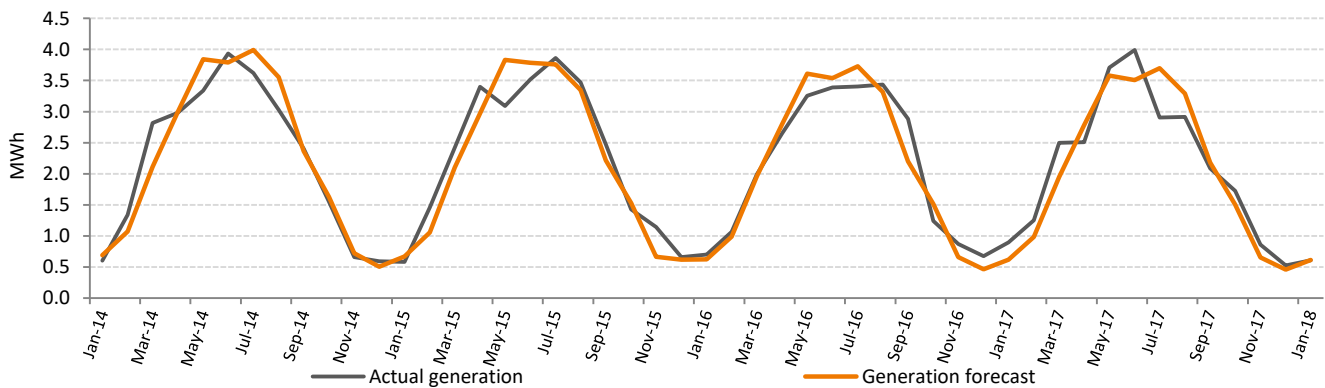
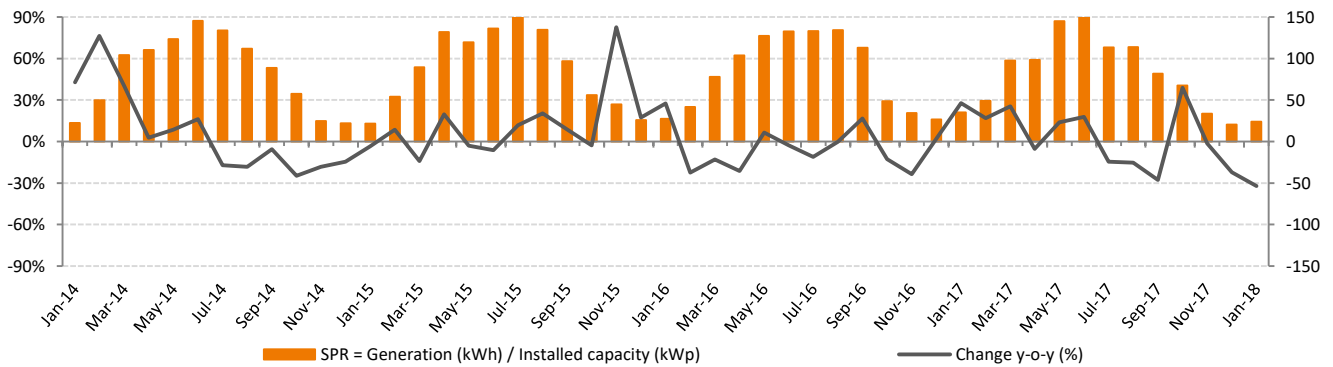


Chart 3. Specific Performance



Specific Performance Ratio is a measure of efficiency which shows the amount of kWh generated per 1 kWp of installed capacity and enables the simple comparison of year-on-year results and seasonal fluctuations during the year.

Unfavorable weather conditions resulted in generation results slightly underperforming in some regions compared to energy audits. The average performance of all power plants in Photon Energy's portfolio came in approximately 1.1% below expectations (-32.2% YTD). The Czech portfolio performed on average

above expectations by 16.3%. The Slovak portfolio and the Australian plant, in contrast, underperformed generation estimates by 20.1% and by 6.1% respectively. Specific performance decreased by 32% YoY to 24 KWh/KWp in January.

3. Reporting on Photon Energy's project pipeline

Photon Energy currently develops PV projects in Australia and Hungary and is evaluating further markets for opportunities.

Project development is a crucial activity in Photon Energy's business model of covering the entire value chain of PV power plants. The main objective of Photon Energy's project development activities is to expand its proprietary portfolio of PV power plants for long-term ownership, which provides recurring revenues and free cash flows to the Group. For financial or strategic reasons Photon Energy may decide to cooperate with third-party investors either on a joint-venture basis or with a view of exiting the projects to such investors entirely. Ownership of project rights provides Photon Energy with a high level of control and allows locking in EPC (one-off) and O&M (long-term) services. Hence, project development is a key driver of Photon Energy's future growth. The Group's past experience in project development and financing in the Czech Republic, Slovakia, Germany and Italy is an important factor in selecting attractive markets and reducing the inherent risks related to project development.

Country	Location	Project function	Share	MWp	Commercial Model	Land	Grid connection	Construction permit	Expected RTB	
Australia	Leeton	Own portfolio	100%	28.6	Emarket + GC/PPA	Secured	Ongoing	Secured	2018Q2	
Australia	Environa	Own portfolio	100%	19.0	Emarket + GC/PPA	Secured	Ongoing	Ongoing	2018Q3	
Total Own portfolio Australia				47.6						
Hungary	Fertöd I	Own portfolio	100%	0.5	Licensed PPA	Secured	Secured	Secured	2017Q4	
Hungary	Fertöd II	Own portfolio	100%	3.5	Licensed PPA	Secured	Secured	Ongoing	2018Q2	
Hungary	Almásfüzitő	Own portfolio	100%	5.5	Licensed PPA	Secured	Secured	Ongoing	2018Q2	
Hungary	Monor	Own portfolio	100%	5.6	Licensed PPA	Secured	Secured	Ongoing	2018Q2	
Hungary	Tata	Own portfolio	100%	5.5	Licensed PPA	Secured	Secured	Secured	2018Q2	
Total Own portfolio Hungary				20.6						
Total Own portfolio				68.2						
Australia	Gunning	Developer	49%	316.0	Co-development & co-financing agreement with Canadian Solar	Secured	Ongoing	Ongoing	2019Q1	
Australia	Gunnedah	Developer	25%	165.0		Secured	Ongoing	Ongoing	2018Q3	
Australia	Suntop	Developer	25%	286.0		Secured	Ongoing	Ongoing	2019Q2	
Australia	Maryvale	Developer	25%	196.0		Secured	Ongoing	Ongoing	2019Q2	
Australia	Mumbil	Developer	25%	178.0		Secured	Ongoing	Ongoing	2019Q2	
Australia	Carrick	Developer	51%	138.0		All options open	Secured	Ongoing	Ongoing	2019Q2
Australia	Brewongle	Developer	51%	146.0		All options open	Secured	Ongoing	Ongoing	2019Q2
Total Development Australia				1,425.0						

Note: Emarket = Electricity market, GC = Green certificates, PPA = Power Purchase Agreement, RTB = Ready-to-build

PV projects have two definitions of capacity. The grid connection capacity is expressed as the maximum of kilowatts or megawatts which can be fed into the grid at any point in time. Electricity grids run on alternating current (AC). Solar modules produce direct current (DC), which is transformed into AC by inverters. Heat, cable lines, inverters and transformers lead to energy losses in the system between the solar modules and the grid connection point. Cumulatively system losses typically add up to 15-20%. Therefore, for a given grid connection capacity a larger module capacity (expressed as Watt peak – Wp) can be installed without exceeding the grid connection limit. In times of extremely high production inverters can reduce the volume of electricity so that the plant stays within the grid connection limits. Photon Energy will refer to the installed DC capacity of projects expressed in Megawatt peak (MWp) in its reporting, which might fluctuate over the project development process.

Australia

In July 2017, Photon Energy announced the development of a 316 MWp solar power plant in Australia. Located in Gunning, New South Wales, the PV project would be the biggest in New South Wales and one of the largest planned in Australia, comparable in size to conventional utility scale power stations. The Solar Power Plant, which would be constructed on 590 ha of land near Gunning, is currently going through the Permitting and Grid Connection process. Construction could start in early 2019. The grid Connection Process is underway with Transgrid, the operator of the major high voltage transmission network in New South Wales and the Australian Capital Territory, for the design of a substation for approximately 300 MW AC to be connected to Transgrid's 330 KV network.

In October 2017, Photon Energy NV received the Development Approval from the municipality of Leeton, New South Wales, for the construction of a 28.6 MWp Leeton solar farm. Photon Energy is now in the final stages of the grid connection process for the solar PV generator with regional network service provider Essential Energy. The Development approval is a major milestone for Photon Energy in Australia, validating its long term strategy and commitment to the Australian market.

For the project in Environa (19 MWp) the Network Technical Study is progressing to finalize the Grid Connection Process.

In January 2018, as a result of its development partner selection process managed by its financial advisor Pottinger, the company has signed an agreement for the joint development of five of its utility scale solar projects with a total capacity of 1.14 GWp in New South Wales, Australia with Canadian Solar, one of the world's largest solar power companies.

Canadian Solar, has become a shareholder and will provide development financing to complete the development of five of Photon Energy's Australian utility scale solar projects totalling 1.14 GWp, including the 316 MWp project in Gunning as well as four projects co-developed with a local partner, namely the 178 MWp project in Mumbil, the 165 MWp project in Gunnedah, the 286 MWp project in Suntop and the 196 MWp project in Maryvale.

Canadian Solar acquired a 51% shareholding in all five project companies. The equity capital contributed by Canadian Solar is subject to certain development milestones, joint management processes and other terms customary for project co-development and covers the development budgets to bring all five projects to the ready-to-build stage. Post-transaction, Photon Energy NV retains a 49% stake in the Gunning project and 24.99% stakes in the four other projects.

According to the terms of the transaction, Photon Energy NV will recognize an AUD 4.73 million (EUR 3.09 million) realised capital gain and an additional contribution to consolidated equity of AUD 1.93 million (EUR 1.26 million) related to the increased value of the remaining equity stakes in the five project companies in its consolidated financial statements for 2018Q1.

Hungary

In Monor Photon Energy is developing 8 projects with a grid connection capacity of 498 KW each. On 10 May 2017, Photon Energy received the energy production licenses under the KÁT support system, allowing each plant to feed a total volume of 16.950 GWh of electricity into the grid at the guaranteed price of HUF 31.77 (EUR 0.102) per KWh over 25 years from the date of grid connection. The KÁT licenses provide Photon Energy with a 2-year period (extendable to 3 years) for the commissioning of all plants since the date of the application for the KÁT licenses.

In July 2017, Photon Energy acquired 100% of the shares of Fertőd Napenergia-Termelő Kft., a Hungarian limited-liability company owning all licenses, rights and permits for the construction of a 520 KWp (DC) photovoltaic power plant (subject to a 499 KW AC grid connection limit). The project is located in the municipality of Fertőd, in the Győr-Moson-Sopron region in the West of Hungary. The PV plant is eligible for support under the KÁT support system, guaranteeing an off-take price of HUF 31.77 (EUR 0.102) per KWh of electricity supplied to the grid. During the 25-year support period the power plant is licensed to sell 14.3 GWh of renewable energy, generating revenues of at least EUR 1.464 million over the entire period. The construction, which was commenced in October 2017, is progressing well.

Weather permitting, the 528 KWp plant (additional modules will be installed, slightly increasing the capacity from the 520 KWp initially planned) owned and operated by Photon Energy's fully-owned subsidiary Fertőd Napenergia-Termelő Kft. will be connected to the grid and put into operation in February 2018.

In October 2017, Photon Energy announced the signing of a co-development and share purchase agreement for 100% of the shares of Ráció Master Oktatási Kft., which owns the KÁT licenses, grid connection and land usage rights for 8 PV projects in the Komárom-Esztergom region in Hungary. Upon the completion of the project development process, including the construction permit, Photon Energy will acquire 100% of the shares of Ráció Master Oktatási Kft., which at that time will own all the land on which the 8 PV power

plants will be built. This ready-to-built stage is expected to be reached in 2018Q2. The installed DC capacity (the total installed generating power of the PV modules) is planned to reach 5.5 MWp. This acquisition marks an important step towards achieving the Company's goal of building 50 MWp of PV plants for its proprietary long-term portfolio in Hungary until year-end 2019.

After the reporting period, in February 2018, Photon Energy NV announced the expansion of its project pipeline by 5 additional projects in Fertőd (from now on referred to as Fertőd II), where the company's fully-owned subsidiary Fertőd Napenergia-Termelő Kft. is in the process of constructing the Group's first photovoltaic power plant in Hungary with an installed capacity of 528 KWp (from now on referred to as Fertőd I) and with planned completion and grid connection in February 2018. Photon Energy's fully-owned subsidiary Photon Energy HU SPV 1 Kft. managed to secure additional grid connection capacity of 2.5 MW AC and usage rights for over 5 hectares of land located right next to the 528 KWp photovoltaic power plant under construction. Photon Energy HU SPV 1 Kft. will move its remaining 3 KÁT licenses not used in Monor to the secured land plots in Fertőd. The fourth project will be realized by Ráció Master Kft., which Photon Energy NV will acquire based on a co-development and share purchase agreement signed on 4 October 2017 (see EBI 30/2017), using its ninth KÁT license which cannot be used in its primary location of Almásfüzitő, where 8 photovoltaic power plant projects are expected to reach the ready-to-build stage by early 2018Q2. Photon Energy NV has signed the acquisition of a project company with one KÁT license to be used for the fifth project in Fertőd II. The Fertőd II projects are expected to reach the ready-to-build stage in early 2018Q2 and are planned to have a total combined installed capacity of 3.5 MWp.

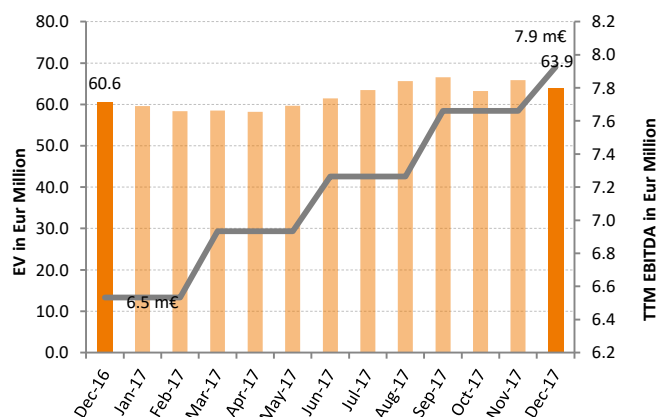
In February 2018, Photon Energy NV also announced the acquisition of five project companies with all land, grid connection capacity rights and KÁT licenses required for the construction of 8 PV plants with a total installed capacity of 5.5 MWp near the North-Western Hungarian municipality of Tata. These projects are expected to reach the ready-to-build stage in early 2018Q2.

4. Enterprise value & Share price performance

4.1 NewConnect (Warsaw Stock Exchange)

On 31 January 2018, the share price (ISIN NL0010391108) closed at a price of PLN 1.43 (+2% MoM), corresponding to a price to book ratio of 0.68x. The Company reports a monthly trading volume of 59,642 shares (+24% MoM).

Chart 4. Enterprise value vs. trailing 12 months (TTM) EBITDA

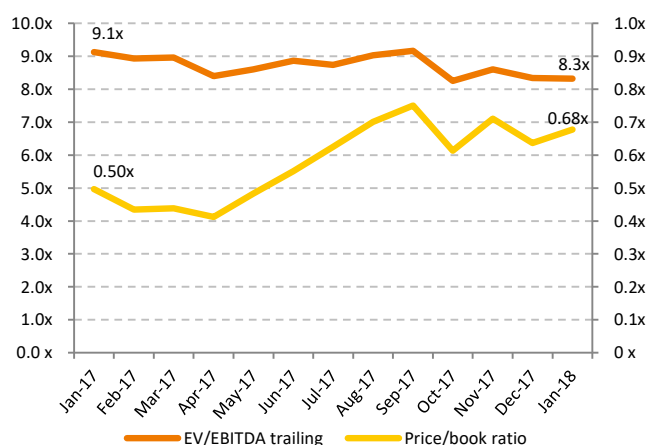


Notes:

EV – Enterprise value is calculated as the market capitalisation as of the end of the reporting month, plus debt, plus minority interest, minus cash. All the balance sheet data are taken from the last quarterly report.

Trailing 12 months EBITDA – defined as the sum of EBITDA reported in the last four quarterly reports; i.e. as of 31.01.2018, the sum of EBITDA reported in 2017Q1, Q2, Q3 & Q4.

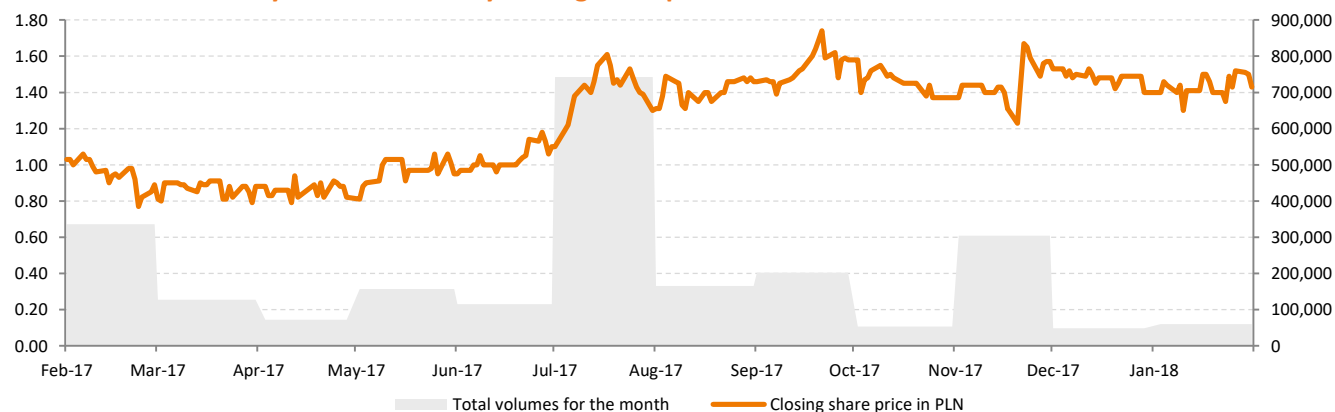
Chart 5. Enterprise value / trailing 12 months EBITDA and price to book ratio



Price/book ratio – is calculated by dividing the closing price of the stock as of the end of the reporting period by the book value per share reported in the latest quarterly report.

EV/EBITDA ratio – is calculated by dividing the Enterprise Value by the Trailing 12 months (TTM) EBITDA.

Chart 6. Total monthly volumes vs. daily closing stock prices



4.2 Free Market (Prague Stock Exchange)

Since 17 October 2016, in addition to the listing on the NewConnect segment of the Warsaw Stock Exchange, the Company's shares have also been traded on the Free Market of the Prague Stock Exchange. No additional shares have been issued, nor any new equity capital raised through this listing.

On 31 January 2018 the share price (ISIN NL0010391108) closed at a price of CZK 9.30 (+1% MoM, +90% vs CZK 4.90, the reference price on the first trading day on 17 October 2016), corresponding to a price to book ratio of 0.72x. The Company reports a monthly trading volume of 26,848 shares (+21% MoM).

5. Bond trading performance

In March 2013 the Company issued a 5-year corporate EUR bond with an 8% annual coupon and quarterly payment. The corporate bond, with a denomination of EUR 1,000 (ISIN DE000A1HELE2), is being traded in the Open Market of the Frankfurt Stock Exchange. The bond is also listed on the stock exchanges in Berlin, Hamburg, Hannover, Munich and Vienna. Since listing the bond has been trading between 93% and 102.50%.

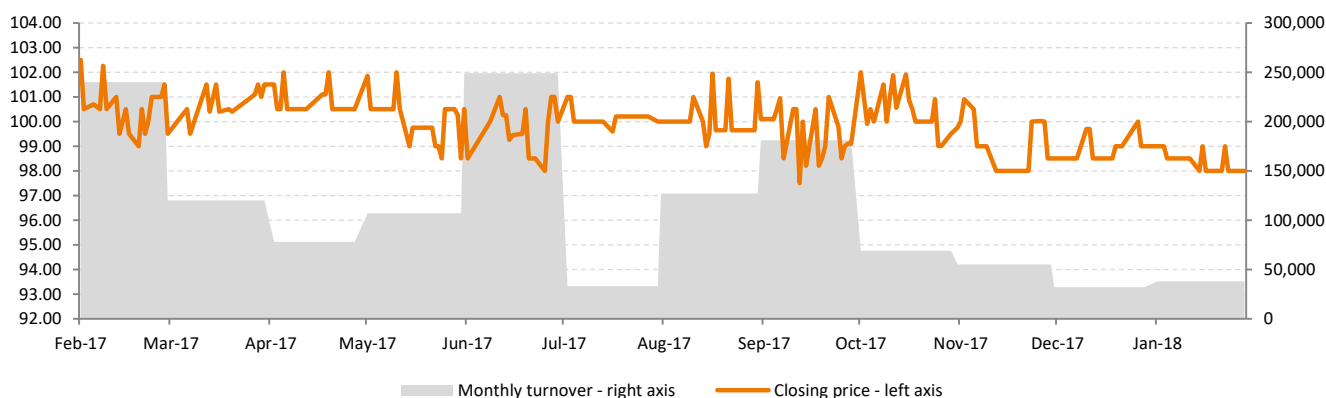
In December 2016, the Company issued a 7-year corporate bond with a 6% annual coupon and monthly payment. The corporate bond, with a denomination of CZK 30,000 (ISIN

CZ0000000815), has been traded on the Free Market of the Prague Stock Exchange since 12 December 2016.

On 27 October 2017, the Company issued a 5-year corporate EUR bond with a 7.75% annual coupon and quarterly coupon payments in Germany, Austria and Luxemburg. The corporate bond, with a denomination of EUR 1,000 (ISIN DE000A19MFH4), has been traded on the Open Market of the Frankfurt Stock exchange since 27 October 2017. The bond is also listed on the stock exchanges in Berlin, Hamburg, Hannover and Munich.

5.1 EUR Bond 2013-18 trading performance in Frankfurt

Chart 7. The Company's EUR bond 2013-2018 trading on the Frankfurt Stock Exchange in Germany between 1 February 2017 and 31 January 2018, on a daily basis



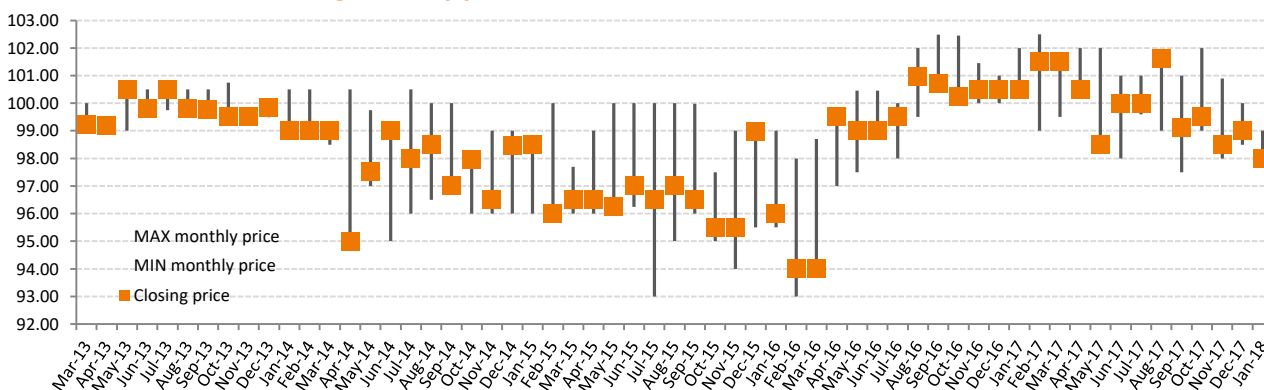
EUR Bond 2013-18 trading performance to date

In the trading period from 12 March 2013 until 31 January 2018 the trading volume amounted to EUR 9.239 million (nominal value) with an opening price of 100.00 and a closing price of 98.00. During this period the average daily turnover amounted to EUR 7,487.

EUR Bond 2013-18 trading performance in January 2018

In January 2018 the trading volume amounted to EUR 38,000 with an opening price of 99.00 and a closing price of 98.00. The average daily turnover amounted to EUR 1,727. As of the end of January 2018, the total outstanding nominal amounts to EUR 6.533 million.

Chart 8. MIN, MAX and closing monthly prices



5.2 CZK Bond trading performance in Prague

In the trading period from 12 December 2016 until 31 January 2018 the trading volume amounted to CZK 6.930 million (+CZK 900,000 compared to last month - nominal value) with a closing price of 100.00.

5.3 EUR Bond 2017-22 trading performance

In the trading period from 25 October until 31 January 2018, the trading volume amounted to EUR 3.435 million (nominal value) with an opening price of 100.00 and a closing price of 100.00 in Frankfurt. The total placement amounts to EUR 7.843 million as of the reporting date. The public offer will end on 20 September 2018.

6. Summary of all information published by the Issuer as current reports for the period covered by the report

In the period covered by this report the following current reports were published in the EBI (Electronic Database Information) system of Warsaw Stock Exchange:

- ▶ EBI 1/2018 published on 10 January 2018: Monthly report for December 2017.
- ▶ EBI 2/2018 published on 17 January 2018: Photon Energy expects 31% revenue growth, 18% EBITDA growth and 74% EBIT growth in 2017.
- ▶ EBI 3/2018 published on 29 January 2018: Photon Energy and Canadian Solar enter into co-development financing deal for 1.14 GWp Australian Solar Project Pipeline.

After the period covered by this report the following current reports were published in the EBI (Electronic Database Information) system of Warsaw Stock Exchange:

- ▶ EBI 4/2018 published on 5 February 2018: Quarterly report for 2017 Q4.
- ▶ EBI 5/2018 published on 6 February: Photon Energy expands its Hungarian pipeline to 20.6 MWp by adding 13 projects in two locations.
- ▶ EBI 6/2018 published on 9 February: Photon Energy commits PLN 4.8 million to the Valuetech seed fund in Poland and announces first investment.

In the period covered by this report the following current reports were published in the ESPI (Electronic Information Transmission System) system of Warsaw Stock Exchange:

- ▶ None.

After the period covered by this report the following current reports was published in the ESPI (Electronic Information Transmission System) system of Warsaw Stock Exchange:

- ▶ None.

7. Information how the capital raised in the private placement was used in the calendar month covered by the report. If any of the contributed capital was spent in the given month

Not applicable.

8. Investors' calendar

- ▶ 12 March 2018 Monthly report for February 2018
- ▶ 11 April 2018 Monthly report for March 2018
- ▶ 7 May 2018 Entity and consolidated quarterly reports for 2018Q1
- ▶ 14 May 2018 Monthly report for April 2018
- ▶ 11 June 2018 Monthly report for May 2018
- ▶ 12 July 2018 Monthly report for June 2018
- ▶ 6 August 2018 Entity and consolidated quarterly reports for 2018Q2

- ▶ 9 August 2018 Monthly report for July 2018
- ▶ 11 September 2018 Monthly report for August 2018
- ▶ 9 October 2018 Monthly report for September 2018
- ▶ 5 November 2018 Entity and consolidated quarterly reports for 2018Q3
- ▶ 12 November 2018 Monthly report for October 2018
- ▶ 11 December 2018 Monthly report for November 2018

9. Investor relations contact

Emeline Parry, Investor relations manager

Phone: +420 702 206 574

E-mail: ir@photonenergy.com

Photon Energy N.V.

Barbara Strozzilaan 201

1083 HN Amsterdam

The Netherlands

Web: www.photonenergy.com

Amsterdam, 12 February 2018



Georg Hotar, Member of the Board of Directors



Michael Gartner, Member of the Board of Directors